

# GSW780V



## Main Features

Frequency	Hz	50
Voltage	V	400
Power factor	cos $\phi$	0.8
Phase		3

## Power Rating

Standby power LTP	kVA	770.90
Standby power LTP	kW	616.72
Prime power PRP	kVA	701.36
Prime power PRP	kW	561.09

### Ratings definition (According to standard ISO8528 1:2005)

#### PRP - Prime Power:

It is defined as being the maximum power which a generating set is capable of delivering continuously whilst supplying a variable electrical load when operated for an unlimited number of hours per year under the agreed operating conditions with the maintenance intervals and procedures being carried out as prescribed by the manufacturer. The permissible average power output over 24 h of operation shall not exceed 70 % of the prime power.

#### LTP - Limited-Time running Power:

It is defined as the maximum power available, under the agreed operating conditions, for which the generating set is capable of delivering for up to 500 h of operation per year (whose no more than 300 for continuative use) with the maintenance intervals and procedures being carried out as prescribed by the manufacturers. No overload capability is available.

## Engine specifications

Engine manufacturer	Volvo	
Model	TWD1645GE	
[50Hz] Exhaust emission level	Stage II	
Engine cooling system	Water	
Nr. of cylinder and disposition	6 in line	
Displacement	cm <sup>3</sup>	16120
Aspiration	Turbocharged intercooled	
Speed governor	Electronic	
Prime gross power PRP	kW	616
Maximum gross power LTP	kW	675
Oil capacity	l	48
Lube oil consumption @ PRP (max)	%	0.1
Coolant capacity	l	135
Fuel	Diesel	
Specific fuel consumption @ 75% PRP	g/kWh	196
Specific fuel consumption @ PRP	g/kWh	191
Starting system	Electric	
Starting engine capability	kW	7
Electric circuit	V	24



## ENGINE EQUIPMENT

### Standards

The engine performance corresponds to ISO 3046, BS 5514 and DIN 6271. Power output guaranteed within 0 to +2% at rated ambient conditions at delivery. Ratings are based on ISO 8528. Engine speed governing in accordance with ISO 8528-5.

### Engine and block

- Optimized cast iron cylinder block with optimum distribution of forces
- Wet, replaceable cylinder liners
- Crankshaft induction hardened bearing surfaces and fillets with seven bearings for moderate load on main and high-end bearings
- Keystone top compression rings for long service life
- Replaceable valve guides and valve seats
- Tapered connecting rods for increased piston lifetime
- Over head camshaft and four valves per cylinder

### Fuel system

- Electronic unit injectors
- Fuel prefilter with water separator and water-in-fuel indicator / alarm
- Fine fuel filter with manual feed pump and fuel pressure switch

### Lubrication system

- Full flow oil cooler
- Full flow disposable spin-on oil filter, for extra high filtration
- Gear type lubricating oil pump, gear driven by the transmission

### Cooling system

- Efficient cooling with accurate coolant control through a water distribution duct in the cylinder block. Reliable sleeve thermostat with minimum pressure drop
- Belt driven coolant pump with high degree of efficiency

## Alternator Specifications

Alternator	Leroy Somer	
Model	LSA49.3 M6	
Voltage	V	400
Frequency	Hz	50
Power factor	cos $\phi$	0.8
Poles	4	
Standard AVR	R450	
Voltage tolerance	%	0.5
Efficiency @ 75% load	%	94.7
Class	H	
IP protection	23	
PMG configurable (supplement)	Yes	



### SPECIALLY ADAPTED TO APPLICATIONS

The LSA 49.3 alternator is designed to be suitable for typical generator applications, such as: backup, marine applications, rental, telecommunications, etc.

### TOP OF THE RANGE ELECTRICAL PERFORMANCE

- Class H insulation.
- Standard 6 wire re-connectable winding, 2/3 pitch, type no. 6.
- High efficiency and motor starting capacity.
- R 791 interference suppression conforming to standard EN 55011 group 1 class B standard for European zone (CE marking).

### EXCITATION AND REGULATION SYSTEM

- Excitation system: AREP
- Voltage A.V.R.: R 450

### REINFORCED MECHANICAL STRUCTURE

- Compact rigid assembly to better withstand generator vibrations.
- Steel frame
- Cast iron flanges and shields.
- single-bearing designed to be suitable for heat engines.
- Half-key balancing bearing.

### PROTECTION SYSTEM SUITED TO THE ENVIRONMENT

- The LSA is IP 23.
- Winding Protection for clean environments with relative humidity  $\leq 95\%$ , including indoor marine environments.

### COMPLIANT WITH INTERNATIONAL STANDARDS

The LSA alternator conforms to the main international standards and regulations:  
- IEC 60034, NEMA MG 1.32-33, ISO 8528-3, CSA / UL 1146 (UL 1004 on request), marine regulations, etc.


It can be integrated into a CE marked generator.

The LSA is designed, manufactured and marketed in an ISO 9001 environment and ISO 14001.

## Genset equipment

### BASE FRAME MADE OF WELDED STEEL PROFILE, COMPLETE WITH:

- Anti-vibration mountings properly sized
- Welded or Screwed support legs. (according to canopy size)



### PLASTIC FUEL TANK WITH THE FOLLOWING COMPONENT:

- Filler neck
- Air breather (ventilation pipe)
- Minimum fuel level sensor



### MANUAL OIL DRAININ PUMP:

- Oil draining facilities



### ENGINE COMPLETE WITH:

- Battery
- Liquids (no fuel)



### CANOPY:

- Soundproof canopy made up of modular panels, realized with zined steel as treatment against corrosion and aggressive conditions, properly fixed and sealed allowing a full weatherproof enclosure.
- Easy access to the genset for maintenance purposes thanks to: Wide lateral access doors fixed by stainless steel hinges and provided with plastic lockable handles and internal perforated galvanized steel-sheet; Detachable panels, with screws holes protected by rubber tap.
- Control panel protection door provided with suitable window and lockable handle.
- Lateral air inlet opening properly protected and soundproofed. Exhaust air outlet from the roof, trough wet section protected by proper grid.
- Double lifting points frame structure.



### SOUNDPROOF:

- Noise attenuation thanks to soundproofing material
- Efficient residential silencer placed inside the canopy

### Dimensional data

Length	(L) mm	4700
Width	(W) mm	1757
Height	(H) mm	2510
Dry weight	Kg	5925
Fuel tank capacity	l	636
Fuel tank material		Plastic



### Autonomy

Fuel consumption @ 75% PRP	l/h	108.59
Fuel consumption @ 100% PRP	l/h	140.07
Running time @ 75% PRP	h	5.86
Running time @ 100% PRP	h	4.54

### Noise level

Guaranteed noise level (LWA)	dB(A)	105
Noise pressure level @ 7 m	dB(A)	75



### Installation data

Exhaust gas flow @ PRP	m <sup>3</sup> /min	98
Exhaust gas temperature @ LTP	°C	470

### Electrical Data

Battery capacity	Ah	180
MAX current	A	1112.73
Circuit breaker	A	1250

### Control panel availability

AUTOMATIC CONTROL PANEL	ACP
MODULAR PARALLEL PANEL	MPP

## ACP - Automatic control panel

Mounted on the genset, complete with digital control unit AC03 for monitoring, control and protection of the generating set, protected through door with lockable handle

### DIGITAL INSTRUMENTATION

- Generating set voltage (3 phases)
- Mains voltage
- Generating set frequency
- Generating set current (3 phases)
- Battery voltage
- Power (kVA - kW - kVAr)
- Power factor Cos  $\phi$
- Hours-counter
- Engine speed r.p.m.
- Fuel level (%)
- Engine temperature (depending on model)

### COMMANDS AND OTHERS

- Four operation modes: OFF - Manual starting - Automatic starting - Automatic test
- Pushbutton for forcing Mains contactor or Genset contactor
- Push-buttons: start/stop, fault reset, up/down/page/enter selection
- Remote starting availability
- DC system disconnection switch
- Acoustic alarm
- Automatic battery charger
- RS232 Communication port
- Settable PASSWORD for protection level

### PROTECTIONS WITH ALARM

- Engine protections: low fuel level, low oil pressure, high engine temperature
- Genset protections: under/over voltage, overload, under/over frequency, starting failure, under/over battery voltage

### PROTECTIONS WITH SHUTDOWN

- Engine protections: low fuel level, low oil pressure, high engine temperature
- Genset protection: under/over voltage, overload, under/over battery voltage, battery charger failure
- Circuit breaker protection: III poles
- Earth Fault included in the control unit

### OTHERS PROTECTIONS

- Emergency stop button
- Panel protected through door with lockable handle

### OUT PUT PANEL ACP

Predisposed for remote control optional:	RCG
External Terminal Board (ETB)	Standard
Socket kit	Optional



## MPP - Modular parallel panel

Mounted on the genset, complete with digital control unit IntelliVision5 for monitoring, control, protection and load sharing for both single and multiple gen-sets operating in standby or parallel modes (up to 32 gen-sets in island).

### DIGITAL INSTRUMENTATION

- Mains: voltage, Intensity, Frequency.
- Mains kW - kVAr -Power factor Cos f.
- Generating set voltage (3 phases).
- Generating set frequency.
- Generating set current (3 phases).
- Generating set Power (kVA - kW - kVAr).
- Generating set Power factor Cos f.
- Generating set kWh and kVAh.
- Battery voltage.
- Hours-counter.
- Engine speed r.p.m.
- Fuel level (%).
- Engine temperature (depending on model).
- Oil pressure (depending on model).

### COMMAND AND OTHERS

- Graphical display 320x240 pixels.
- Operation modes: OFF - AMF function - Single Parallel to mains Island application - Single Parallel to Mains AMF application - Multiple parallel genset Island application.
- Pushbutton for forcing Mains Breaker/contactor or Genset Breaker/contactor.
- Push-buttons: start/stop, fault reset, up/down/page/enter selection.
- Multiple parallel and Power Management operation with digital load AVR sharing.
- Automatic synchronizing and power control (via speed goveroner or ECU)
- Baseload Import/Export and Peak shaving
- Voltage and PF control (AVR).
- Configurable digital I/O (12/12) and analogue inputs (3).
- Integrate PLC programmable functions.
- Event-based history (up to 500records).
- Selectable measurement range 120/277V and 0-1/0-5A.
- Remote starting and Blocking signal availability.
- DC system disconnection switch.
- Acoustic alarm.
- Automatic battery charger.
- 2xRS232/RS485/USB Communication ports.
- Settable PASSWORD for protection level.

### PROTECTION WITH ALARM AND SHUTDOWN

- Engine protections: low fuel level, low oil pressure, high engine temperature.
- Genset protections: under/over voltage, overload, under/over frequency, starting failure, under/over battery voltage
- Others: overcurrent, shortcircuit, reverse power, Earth fault

### OTHERS PROTECTION:

- Circuit breaker protection: IV poles Motorized.
- Emergency stop button.
- Panel protected through door with lochetable handle

### OUT PUT PANEL MPP

Multi-pin connectors (in and out ) for parallel with other generators	n	2
Connecting cable with 2 connectors multipin (length 10m)	n	1
External terminal board		ETB



## Supplements:

To be ordered with the equipment :


### CONTROL PANEL SUPPLEMENT

RCG - Various supplements for remote controls - available for models:	ACP MPP
TLP - Various supplements for remote signals - available for models:	ACP MPP
ADI - Adjustable Differential Intensity - available only for models:	ACP
TIF - IV Poles Circuit Breaker instead of III - available for models:	ACP



### Socket kit

Kit SKB or Kit SKC (for total n. 4 socket) - available for model:	ACP
Individual CB and Earth Fault protection	
3P+N+T 400V 63A	n 1
3P+N+T CEE 400V 32A	n 1
230V/16A SCHUKO	n 1
With version SKB:	
3P+N+T CEE 400V 16A	n 1
With version SKC:	
400V/125A 3P+N+T CEE	n 1

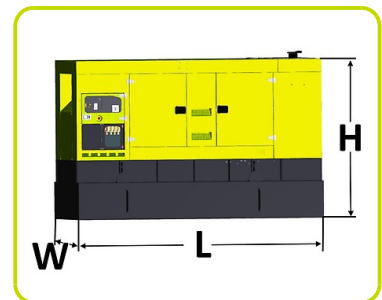


### GENSET EQUIPMENT

LPT - Leak Proof Tray	•
AFP - Automatic Fuel Pump	•
KRT- Kit Rental for HEI gensets which includes: 3-way fuel valve, battery switch	•

### Extended Fuel Tank

Fuel tank capacity	l	4620
Length (Genset)	(L) mm	4730
Width (Genset)	(W) mm	1920
Height (Genset)	(H) mm	2980



### ENGINE SUPPLEMENTS

PHS - Coolant Pre-Heating System - available for models:	ACP MPP
--	---------



## Accessories

Items available as accessory equipment

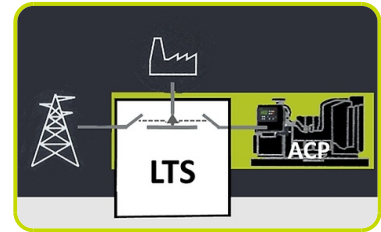
### LTS - Load Transfer Switch [Accessories for ACP Automatic Control Panel]

The Load Transfer Switch (LTS) panel operates the power supply changeover between the generator and the Mains in backup applications, guarantying the feeding to the load within a short period of time.

It consists of a standalone cabinet which can be installed separate from the generating set. The logic control of the power supply changeover is operated by means of the Automatic Control Panel (ACP) mounted on the generating set, so therefore none logic device is required on the LTS panel.

#### LTS Type ATyS\_D:

- Box type: steel enclosures
- Installation mode: Wall mounted <400A; Floor Standing =>630A
- Door: Hinged door closed with double barb locking.
- Ingress Protection: IP43
- Gland Plates: Removable on the top & bottom side
- Connections: Bottom/Bottom
- Motor unit
- Gland Plates: Removable on the top & bottom side
- Connections: Bottom/Bottom
- Motor unit
- Switch position indicator
- Auto/Manual cover selector
- Housing for manual handle
- Padlocking mechanism
- Two side by side mounted load break switches
- Poles 4
- Double coils self-powered
- Voltage (coils): 208/277VAC (Tolerance+/-20% 166/333VAC)
- Frequency 50 & 60HZ
- Interface ATyS D10, fixed on the door for the status indication: Two lights to indicate the voltage presence of the grid and the diesel generator; Two lights for the switch position; Functionality mode (auto/manual) and cover protection IP65.
- Compliant with IEC 60947-3, EN 61439-6-1 and GB 14048-11



#### LTS SUPPLEMENTS AVAILABLE ON REQUEST:

- **ESB** - Emergency Stop Button (installed on the panel front)
- **APP** - Additional IPXXB Protection (internal plexiglass)

The information is aligned with the Data file at the time of download. Printed on 17/09/2019 (ID 6679)

©2019 | PR INDUSTRIAL s.r.l. | All rights reserved | Image shown may not reflect actual package. Specifications subject to change without notice

